

Fordeling på operationstyper ved revision af total hoftealloplastik

Operationstype	1995-2006		2007		2008		Total	
	n	%	n	%	n	%	n	%
Cementeret	1186	31.9	24	9.6	15	7.9	1225	29.4
Hybrid A+B	927	24.9	54	21.7	50	26.3	1031	24.8
Ucementeret	1608	43.2	171	68.7	125	65.8	1904	45.8
I alt	3721	100.0	249	100.0	190	100.0	4160	100.0

Anvendt operationsstue

Operationsstue	1995-2006		2007		2008		Total	
	n	%	n	%	n	%	N	%
Flowstue/green house	71669	88.0	8730	95.7	7906	92.4	88305	89.1
Konventionel stue	9749	12.0	390	4.3	647	7.6	10786	10.9
I alt	81418	100.0	9120	100.0	8553	100.0	99091	100.0

Antibiotikapræparat ved primæroperationer

Antibiotikapræparat	1995-2006		2007		2008		Total	%
	n	%	n	%	n	%	N	
Ingen antibiotikaproylakse	351	0.5	28	0.4	26	0.3	405	0.5
Abboticin	8	0.0	0	0	1	0.0	9	0.0
Anden antibiotikaproylakse	4124	5.9	491	6.2	397	5.3	5012	5.9
Axacef	987	1.4	8	0.1	2	0.0	997	1.2
Dicillin	4618	6.6	537	6.8	412	5.5	5567	6.5
Diclosil	19490	28.0	1919	24.3	1978	26.5	23387	27.5
Ekvacillin	608	0.9	6	0.1	7	0.1	621	0.7
Gentamicin	51	0.1	9	0.1	3	0.0	63	0.1
Hexamycin	7	0.0	7	0.1	16	0.2	30	0.0
Keflex	4	0.0	0	0	0	0	4	0.0
Keflin	99	0.1	4	0.1	12	0.2	115	0.1
Lucopenin	2495	3.6	4	0.1	1	0.0	2500	2.9
Mandokef	257	0.4	0	0	0	0	257	0.3
Vancomycin	19	0.0	1	0.0	0	0	20	0.0
Zinacef	36562	52.5	4889	61.8	4599	61.5	46050	54.1
Zinnat	17	0.0	2	0.0	19	0.3	38	0.0
I alt	69697	100.0	7905	100.0	7473	100.0	85075	100.0

Antibiotikapræparat ved revisioner

Antibiotikapræparat	1995-2006		2007		2008		Total	%
	n	%	n	%	n	%	N	
Zinacef	5312	45.2	618	50.3	607	55.5	6537	46.4
Diclosil	2869	24.4	330	26.9	281	25.7	3480	24.7
Anden antibiotikaproylakse	1455	12.4	176	14.3	128	11.7	1759	12.5
Dicillin	1213	10.3	79	6.4	44	4.0	1336	9.5
Lucopenin	444	3.8	0	0	0	0	444	3.2
Axacef	183	1.6	0	0	1	0.1	184	1.3
Ingen antibiotikaproylakse	107	0.9	9	0.7	8	0.7	124	0.9
Vancomycin	58	0.5	11	0.9	11	1.0	80	0.6
Ekvacillin	73	0.6	2	0.2	3	0.3	78	0.6
Keflin	21	0.2	1	0.1	3	0.3	25	0.2
Gentamicin	8	0.1	1	0.1	6	0.5	15	0.1
Mandokef	12	0.1	0	0	0	0	12	0.1
Zinnat	3	0.0	1	0.1	1	0.1	5	0.0
Keflex	2	0.0	0	0	0	0	2	0.0
Abboticin	1	0.0	0	0	0	0	1	0.0
Hexamycin	1	0.0	0	0	0	0	1	0.0
I alt	11762	100.0	1228	100.0	1093	100.0	14083	100.0

Farmakologisk tromboseproylakse

Anticoagulantia	1995-2006		2007		2008		Total	%
	n	%	n	%	n	%	N	
Fragmin	28843	35.5	5066	55.6	4800	56.2	38709	39.1
Klexane	30289	37.3	1412	15.5	1507	17.6	33208	33.6
Innohep	15596	19.2	1183	13.0	770	9.0	17549	17.7
Arixtra	3040	3.7	1302	14.3	1222	14.3	5564	5.6
Anden tromboseproylakse	1739	2.1	99	1.1	189	2.2	2027	2.0
Logiparin	948	1.2	1	0.0	0	0	949	1.0
Ingen tromboseproylakse	569	0.7	53	0.6	53	0.6	675	0.7
Tinzaparin	154	0.2	0	0	0	0	154	0.2
Noparin	109	0.1	0	0	3	0.0	112	0.1
I alt	81287	100.0	9116	100.0	8544	100.0	98947	100.0

Para-artikulær ossifikationsprofylakse ved primæroperationer

Ossifikationsprof.	1995-2006		2007		2008		Total	%
	n	%	n	%	n	%	N	
Ingen	60557	87.0	7331	92.9	6820	92.1	74708	88.0
NSAID	9058	13.0	562	7.1	584	7.9	10204	12.0
Røntgen	26	0.0	1	0.0	3	0.0	30	0.0
I alt	69641	100.0	7894	100.0	7407	100.0	84942	100.0

Para-artikulær ossifikationsprofylakse ved revisioner

Ossifikationsprof.	1995-2006		2007		2008		Total	%
	n	%	n	%	n	%	N	
Ingen	10747	91.5	1154	94.1	1011	93.2	12912	91.8
NSAID	998	8.5	72	5.9	72	6.6	1142	8.1
Røntgen	6	0.1	0	0	2	0.2	8	0.1
I alt	11751	100.0	1226	100.0	1085	100.0	14062	100.0

Anæstesi ved primæroperationer

Anæstesiform	1995-2006		2007		2008		Total	%
	n	%	n	%	n	%	N	
Regional	51555	74.0	6207	78.6	5805	77.8	63567	74.8
Universel	17089	24.5	1586	20.1	1506	20.2	20181	23.7
Kombineret	953	1.4	94	1.2	145	1.9	1192	1.4
Anden	41	0.1	7	0.1	5	0.1	53	0.1
I alt	69638	100.0	7894	100.0	7461	100.0	84993	100.0

Anæstesi ved revisioner

Anæstesiform	1995-2006		2007		2008		Total	%
	n	%	n	%	n	%	N	
Universel	5924	50.4	574	46.8	499	45.9	6997	49.7
Regional	4962	42.2	625	51.0	552	50.7	6139	43.6
Kombineret	850	7.2	24	2.0	36	3.3	910	6.5
Anden	18	0.2	3	0.2	1	0.1	22	0.2
I alt	11754	100.0	1226	100.0	1088	100.0	14068	100.0

Trochanterosteotomi ved primæroperationer

Trochanterosteotomi	1995-2006		2007		2008		Total	%
	n	%	n	%	n	%	N	
Nej	69022	99.1	7844	99.4	7382	99.4	84248	99.2
Ja	626	0.9	47	0.6	48	0.6	721	0.8
I alt	69648	100.0	7891	100.0	7430	100.0	84969	100.0

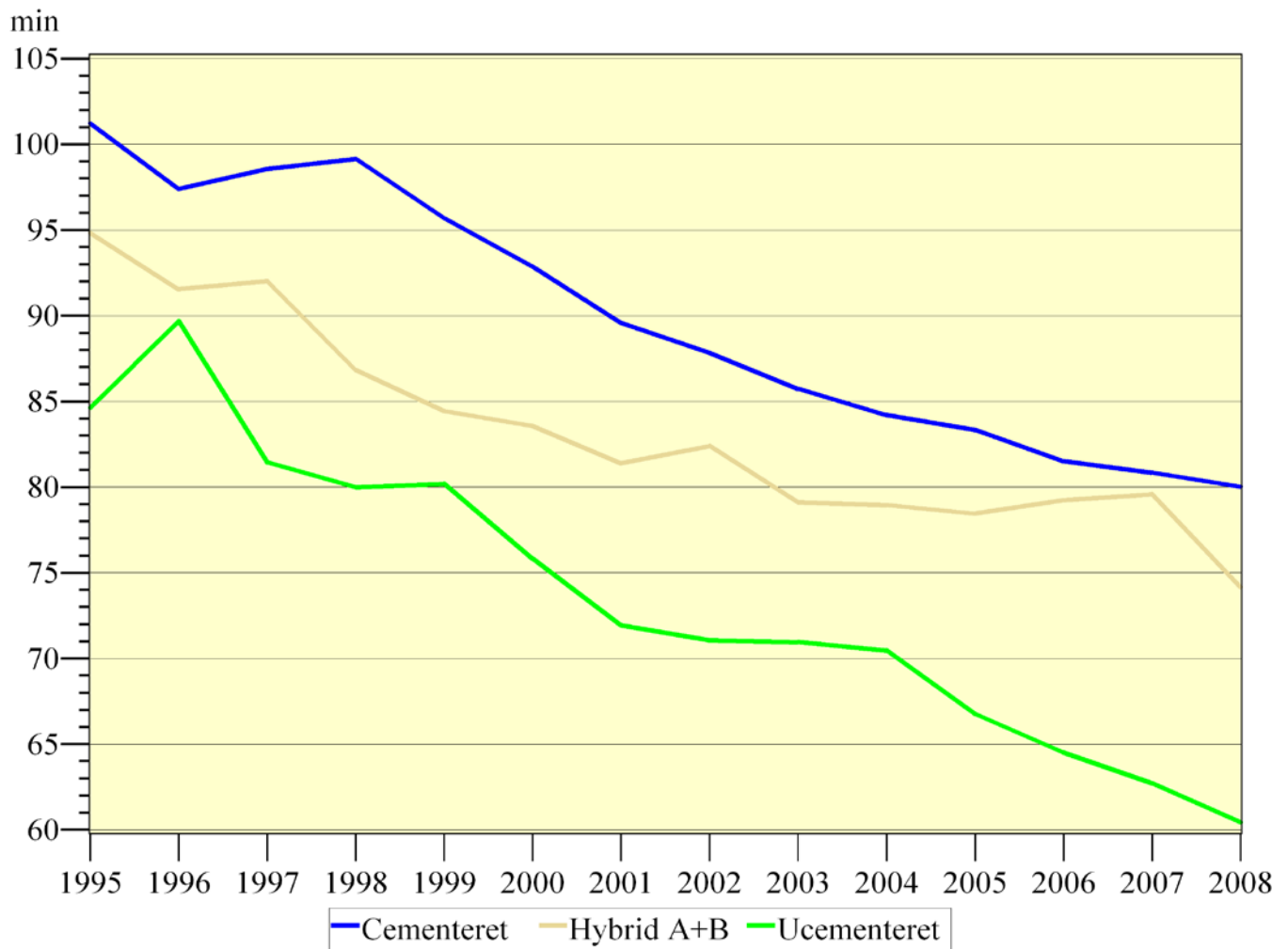
Trochanterosteotomi ved revision af femurkomponent

Trochanterosteotomi	1995-2006		2007		2008		Total	%
	n	%	n	%	n	%	N	
Nej	3204	86.2	190	76.3	135	71.1	3529	84.9
Ja	515	13.8	59	23.7	55	28.9	629	15.1
I alt	3719	100.0	249	100.0	190	100.0	4158	100.0

Operationstid (knivtid) ved primæroperationer

Varighed	Cementeret		Hybrid A+B		Ucementeret		Total	%
	n	%	n	%	n	%	N	
<= 60 min	5521	15.4	5811	26.6	14719	54.0	26051	30.7
61-120 min	26715	74.7	14630	66.9	11636	42.7	52981	62.4
121-180 min	3152	8.8	1246	5.7	742	2.7	5140	6.1
181-240 min	292	0.8	142	0.6	117	0.4	551	0.6
> 240 min	67	0.2	28	0.1	30	0.1	125	0.1
I alt	35747	100.0	21857	100.0	27244	100.0	84848	100.0

Gennemsnitlig operationstid ved primær operationer



Operationstid (knivtid) ved revisioner

Varighed	udskiftning		udskiftning af acetabulumkomponent		udskiftning af femurkomponent	
	n	%	n	%	n	%
<= 60 min	45	1.1	521	12.0	91	4.1
61-120 min	693	16.6	2823	65.1	747	33.3
121-180 min	1603	38.3	831	19.2	910	40.6
181-240 min	1163	27.8	137	3.2	354	15.8
> 240 min	680	16.3	27	0.6	142	6.3
I alt	4184	100.0	4339	100.0	2244	100.0

Fiksation af acetabulumkomponent ved primæroperationer

Fiksation	1997-2004		2007		2008	
	n	%	n	%	n	%
Cement m. antibiotika	15551	34.1	2226	28.2	1758	23.6
Cement u. antibiotika	5543	12.1	23	0.3	26	0.3
Ucementeret m/HA m/skruer	1401	3.1	278	3.5	241	3.2
Ucementeret u/HA m/skruer	10081	22.1	1033	13.1	935	12.5
Ucementeret m/HA u/skruer	3899	8.5	2137	27.1	2012	27.0
Ucementeret u/HA u/skruer	9150	20.0	2184	27.7	2477	33.2
Andet	20	0.0	9	0.1	6	0.1
I alt	45645	100.0	7890	100.0	7455	100.0

Fiksation af acetabulumkomponent ved revisioner

Fiksation	1997-2004		2007		2008	
	n	%	n	%	n	%
Cement m. antibiotika	1438	27.8	119	17.2	91	17.0
Cement u. antibiotika	44	0.9	2	0.3	1	0.2
Ucementeret m/HA m/skruer	842	16.3	260	37.7	156	29.2
Ucementeret u/HA m/skruer	2281	44.1	175	25.4	190	35.5
Ucementeret m/HA u/skruer	270	5.2	88	12.8	52	9.7
Ucementeret u/HA u/skruer	288	5.6	42	6.1	40	7.5
Andet	12	0.2	4	0.6	5	0.9
I alt	5175	100.0	690	100.0	535	100.0

Fiksation af femurkomponent ved primæroperationer

Fiksation	1997-2004		2007		2008	
	n	%	n	%	n	%
Cement m. antibiotika	27070	59.7	3532	45.0	2916	39.3
Cement u. antibiotika	7395	16.3	33	0.4	35	0.5
Ucementeret m/HA	3812	8.4	2635	33.5	2592	35.0
Ucementeret u/HA	7067	15.6	1643	20.9	1869	25.2
Andet	31	0.1	12	0.2	1	0.0
I alt	45375	100.0	7855	100.0	7413	100.0

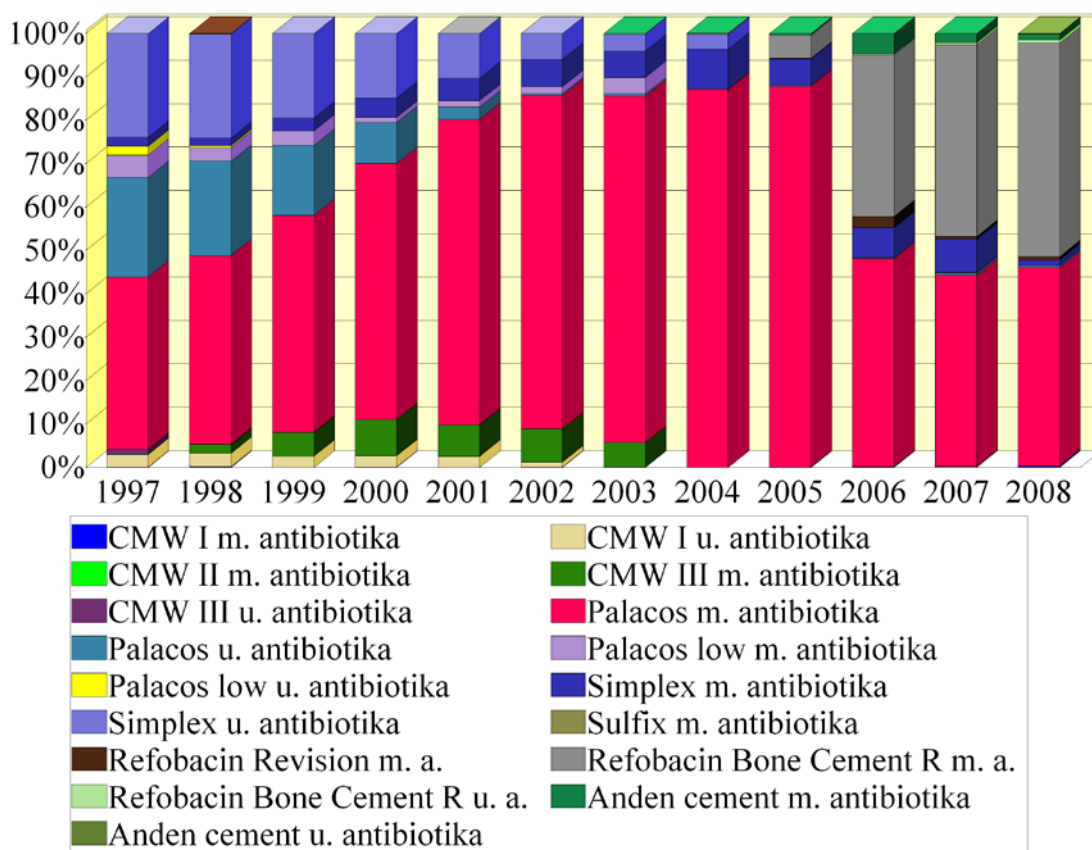
Fiksation af femurkomponent ved revisioner

Fiksation	1997-2004		2007		2008	
	n	%	n	%	n	%
Cement m. antibiotika	1864	47.2	146	28.5	109	23.1
Cement u. antibiotika	76	1.9	0	0	3	0.6
Ucementeret m/HA	275	7.0	156	30.5	147	31.2
Ucementeret u/HA	1655	41.9	204	39.8	204	43.3
Andet	78	2.0	6	1.2	8	1.7
I alt	3948	100.0	512	100.0	471	100.0

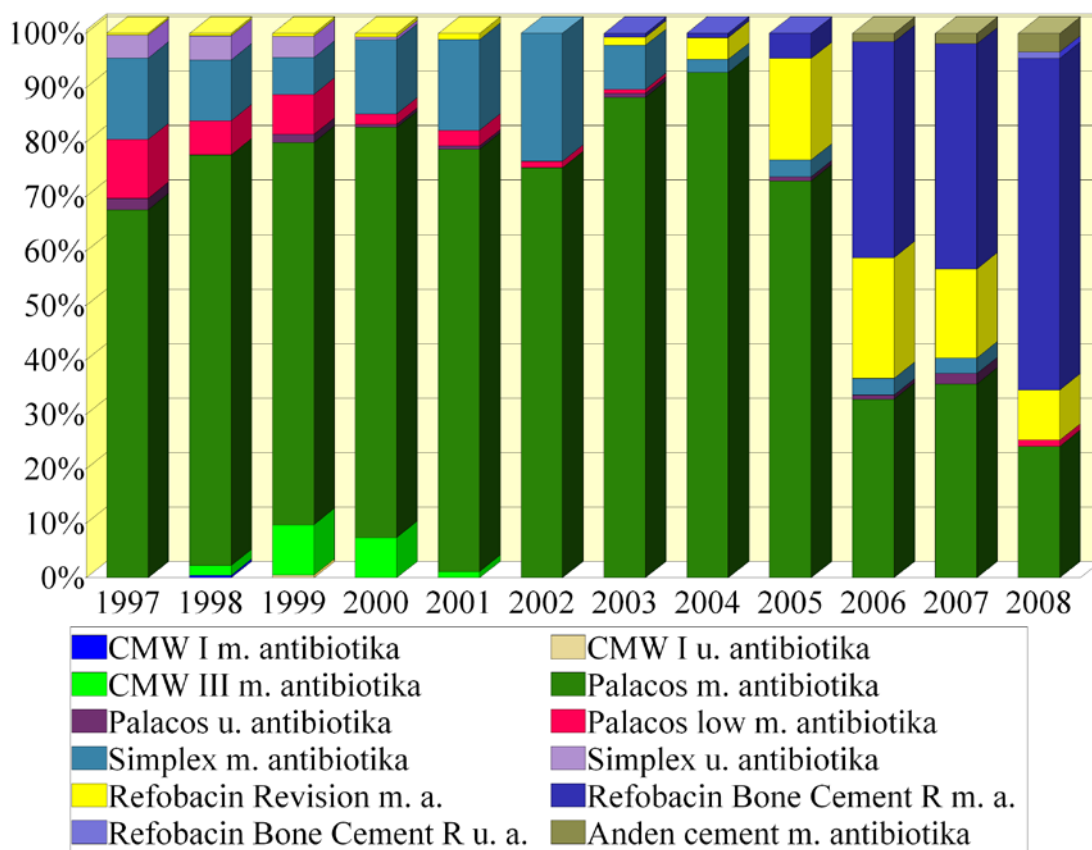
Cementtype

Cementtype	Acetabulum				Femur			
	Primær		Revision		Primær		Revision	
	n	%	n	%	n	%	n	%
CMW I m. antibiotika	15	0.1	1	0.1	96	0.2	3	0.1
CMW I u. antibiotika	410	1.4	1	0.1	412	0.9	3	0.1
CMW II m. antibiotika	6	0.0	0	0	5	0.0	0	0
CMW II u. antibiotika	0	0	0	0	1	0.0	0	0
CMW III m. antibiotika	966	3.3	37	1.9	1061	2.2	42	1.7
CMW III u. antibiotika	39	0.1	0	0	52	0.1	1	0.0
Palacos m. antibiotika	18045	60.9	1320	68.4	30517	63.1	1766	71.7
Palacos u. antibiotika	2127	7.2	16	0.8	3065	6.3	25	1.0
Palacos low m. antibiotika	537	1.8	72	3.7	724	1.5	123	5.0
Palacos low u. antibiotika	74	0.2	0	0	79	0.2	1	0.0
Simplex m. antibiotika	1466	4.9	197	10.2	2832	5.9	166	6.7
Simplex u. antibiotika	2924	9.9	31	1.6	3835	7.9	50	2.0
Sulfix m. antibiotika	1	0.0	0	0	0	0	0	0
Refobacin Revision m. antibiotika	93	0.3	91	4.7	151	0.3	56	2.3
Refobacin Revision u. antibiotika	0	0	0	0	0	0	2	0.1
Refobacin Bone Cement R m. antibiotika	2708	9.1	156	8.1	5222	10.8	220	8.9
Refobacin Bone Cement R u. antibiotika	22	0.1	1	0.1	53	0.1	1	0.0
Anden cement m. antibiotika	191	0.6	7	0.4	242	0.5	5	0.2
Anden cement u. antibiotika	2	0.0	0	0	5	0.0	0	0
I alt	29626	100.0	1930	100.0	48352	100.0	2464	100.0

Cementtype i acetabulum ved primæroperationer



Cementtype i acetabulum ved revisioner



Knogletransplantation i acetabulum ved primæroperationer

Transplantation	1995-2006		2007		2008		Total	%
	n	%	n	%	n	%	N	
Nej	52796	75.8	6170	78.2	5801	78.1	64767	76.2
Ja	16844	24.2	1719	21.8	1623	21.9	20186	23.8
I alt	69640	100.0	7889	100.0	7424	100.0	84953	100.0

Knogletransplantation i acetabulum ved revisioner

Transplantation	1995-2006		2007		2008		Total	%
	n	%	n	%	n	%	N	
Nej	2844	36.5	320	46.4	262	49.1	3426	38.0
Ja	4950	63.5	369	53.6	272	50.9	5591	62.0
I alt	7794	100.0	689	100.0	534	100.0	9017	100.0

Knogletransplantation i femur ved primæroperationer

Transplantation	1995-2006		2007		2008		Total	%
	n	%	n	%	n	%	N	
Nej	68470	98.8	7792	99.2	7318	99.2	83580	98.9
Ja	810	1.2	61	0.8	60	0.8	931	1.1
I alt	69280	100.0	7853	100.0	7378	100.0	84511	100.0

Knogletransplantation i femur ved revisioner

Transplantation	1995-2006		2007		2008		Total	%
	n	%	n	%	n	%	N	
Nej	3347	55.8	391	76.1	378	80.8	4116	59.0
Ja	2652	44.2	123	23.9	90	19.2	2865	41.0
I alt	5999	100.0	514	100.0	468	100.0	6981	100.0